

## // SWIVEL CONNECTOR

### MAIN BENEFITS AT A GLANCE

- ▲ INCREASED SERVICE LIFE
- ▲ CUT OUT FLUID LEAKAGES
- ▲ HIGHER EFFICIENCY
- ▲ EASIER & INEXPENSIVE MAINTENANCE
- ▲ TOP LEVEL OPERATING PERFORMANCE UP TO 410 BAR (6.000 PSI)
- ▲ OUTSTANDING WEAR AND CORROSION RESISTANCE THANKS TO TOP COAT PROPRIETARY TECHNOLOGY

### PRODUCT FEATURES

**Body material:** high strength carbon steel with TOP COAT surface protection

**Seal material:** HNBR and PTFE

**Working pressure:**

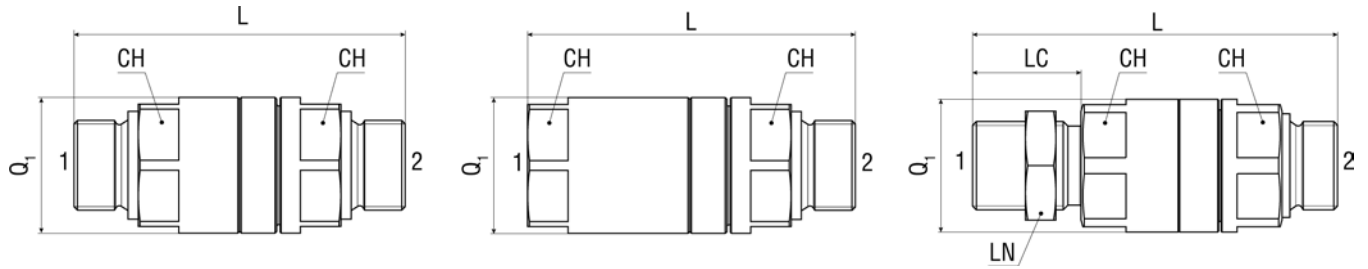
- 410 bar up to 1 1/4" (6.000 psi up to 1 1/4")
- 310 bar 1 1/2" (4.500 psi 1 1/2")
- 210 bar 2" (3.000 psi 2")

**Safety factor:** 4:1

**Temperature:** -35 °C +120 °C (-31 °F +248 °F)

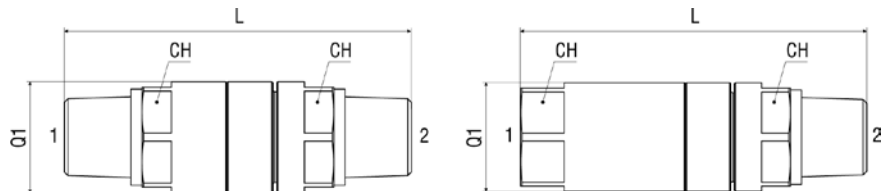


**A COMPLETE RANGE OF PRODUCTS TO MEET OUR CUSTOMERS' NEEDS**



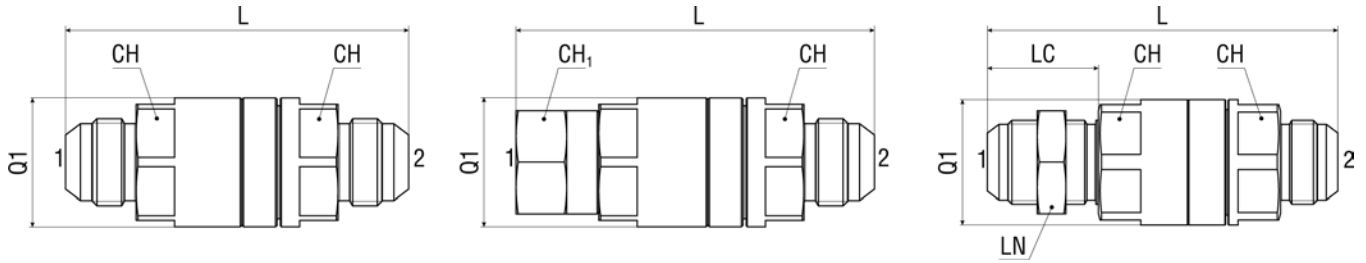
## // SWIVEL CONNECTOR BSPP

Item Code	ID	Conn. 1	Port 1	ID1	F1	Port 2	ID2	F2	CH	LN	L	Q1
	Dash			mm			mm		mm	mm		
1233386	06	Bulk Head	BSPP	10	3/8-19	BSPP	10	3/8-19	27,0	22,0	105,0	30,0
1233387	08	Bulk Head	BSPP	10	1/2-14	BSPP	10	1/2-14	27,0	27,0	108,5	30,0
1233388	12	Bulk Head	BSPP	16	3/4-14	BSPP	16	3/4-14	41,0	36,0	130,0	46,0
1233389	16	Bulk Head	BSPP	22	1-11	BSPP	22	1-11	50,0	41,0	147,0	56,0
1233390	24	Bulk Head	BSPP	32	1 1/2-11	BSPP	32	1 1/2-11	70,0	55,0	187,0	75,0
1235068	06	Solid Female	BSPP	10	3/8-19	BSPP	10	3/8-19	-	-	-	-
1233383	08	Solid Female	BSPP	10	1/2-14	BSPP	10	1/2-14	27,0	-	90,2	30,0
1233384	12	Solid Female	BSPP	16	3/4-14	BSPP	16	3/4-14	41,0	-	103,0	46,0
1233385	16	Solid Female	BSPP	22	1-11	BSPP	22	1-11	50,0	-	119,0	56,0
1234984	20	Solid Female	BSPP	22	1 1/4-11	BSPP	22	1 1/4-11	50,0	-	119,0	56,0
1240261	24	Solid Female	BSPP	32	1 1/2-11	BSPP	32	1 1/2-11	70,0	-	157,0	75,0
1233377	06	Solid Male	BSPP	10	3/8-19	BSPP	10	3/8-19	27,0	-	86,2	30,0
1233378	08	Solid Male	BSPP	10	1/2-14	BSPP	10	1/2-14	27,0	-	86,2	30,0
1233379	12	Solid Male	BSPP	16	3/4-14	BSPP	16	3/4-14	41,0	-	109,0	46,0
1233380	16	Solid Male	BSPP	22	1-11	BSPP	22	1-11	50,0	-	124,0	56,0
1234983	20	Solid Male	BSPP	22	1 1/4-11	BSPP	22	1 1/4-11	50,0	-	126,0	56,0
1233381	24	Solid Male	BSPP	32	1 1/2-11	BSPP	32	1 1/2-11	70,0	-	157,0	75,0



## // SWIVEL CONNECTOR NPTF

Item Code	ID	Conn. 1	Port 1	ID1	F1	Port 2	ID2	F2	CH	L	Q1
	Dash			mm			mm		mm		
1233817	08	Solid Female	NPTF	10	1/2-14	NPTF	10	1/2-14	27,0	95,7	30,0
1233816	08	Solid Male	NPTF	10	1/2-14	NPTF	10	1/2-14	27,0	94,2	30,0



## // SWIVEL CONNECTOR JIC

Item Code	ID	Conn. 1	Port 1	ID1	F1	Port 2	ID2	F2	LC	CH	CH1	LN	L	Q1
	Dash			mm			mm							
1233399	08	Bulk Head	JIC	10	3/4-16	JIC	10	3/4-16	36,5	27,0	-	24,0	114,0	30,0
1233400	10	Bulk Head	JIC	16	7/8-14	JIC	16	7/8-14	40,0	41,0	-	30,0	136,5	46,0
1233401	12	Bulk Head	JIC	16	1 1/16-12	JIC	16	1 1/16-12	44,5	41,0	-	36,0	143,5	46,0
1233402	16	Bulk Head	JIC	22	1 5/16-12	JIC	22	1 5/16-12	44,5	50,0	-	41,0	154,9	56,0
1233395	08	Solid Female	JIC	10	3/4-16	JIC	10	3/4-16	-	27,0	25,0	-	100,0	30,0
1233396	10	Solid Female	JIC	16	7/8-14	JIC	16	7/8-14	-	41,0	27,0	-	119,7	46,0
1233397	12	Solid Female	JIC	16	1 1/16-12	JIC	16	1 1/16-12	-	41,0	32,0	-	122,8	46,0
1233398	16	Solid Female	JIC	22	1 5/16-12	JIC	22	1 5/16-12	-	50,0	38,0	-	139,6	56,0
1233391	08	Solid Male	JIC	10	3/4-16	JIC	10	3/4-16	-	27,0	-	-	93,7	30,0
1233392	10	Solid Male	JIC	16	7/8-14	JIC	16	7/8-14	-	41,0	-	-	115,0	46,0
1233393	12	Solid Male	JIC	16	1 1/16-12	JIC	16	1 1/16-12	-	41,0	-	-	120,0	46,0
1233394	16	Solid Male	JIC	22	1 5/16-12	JIC	22	1 5/16-12	-	50,0	-	-	134,5	56,0



## // SWIVEL CONNECTOR ORFS

Item Code	ID	Conn. 1	Port 1	ID1	F1	Port 2	ID2	F2	LC	CH	CH1	LN	L	Q1
	Dash			mm			mm							
1233411	08	Bulk Head	ORFS	10	13/16-16	ORFS	10	13/16-16	36,5	27,0	-	30,0	108,5	30,0
1233412	10	Bulk Head	ORFS	16	1-14	ORFS	16	1-14	40,5	41,0	-	36,0	132,0	46,0
1233413	12	Bulk Head	ORFS	16	1 3/16-12	ORFS	16	1 3/16-12	41,5	41,0	-	41,0	134,5	46,0
1233414	16	Bulk Head	ORFS	22	1 7/16-12	ORFS	22	1 7/16-12	42,0	50,0	-	46,0	148,0	56,0
1233407	08	Solid Female	ORFS	10	13/16-16	ORFS	10	13/16-16	-	27,0	27,0	-	95,0	30,0
1233408	10	Solid Female	ORFS	16	1-14	ORFS	16	1-14	-	41,0	30,0	-	116,0	46,0
1233409	12	Solid Female	ORFS	16	1 3/16-12	ORFS	16	1 3/16-12	-	41,0	36,0	-	120,0	46,0
1233410	16	Solid Female	ORFS	22	1 7/16-12	ORFS	22	1 7/16-12	-	50,0	41,0	-	135,0	56,0
1233403	08	Solid Male	ORFS	10	13/16-16	ORFS	10	13/16-16	-	27,0	-	-	84,7	30,0
1233404	10	Solid Male	ORFS	16	1-14	ORFS	16	1-14	-	41,0	-	-	107,0	46,0
1233405	12	Solid Male	ORFS	16	1 3/16-12	ORFS	16	1 3/16-12	-	41,0	-	-	110,0	46,0
1233406	16	Solid Male	ORFS	22	1 7/16-12	ORFS	22	1 7/16-12	-	50,0	-	-	123,5	56,0